

# Blackstone / GSO Floating Rate Enhanced Income Fund (BGFLX)

An investor should consider the investment objective, risks, and charges and expenses of BGFLX (also, the "Fund") carefully before investing. The prospectus contains this and other information about the Fund and may be obtained at [www.bgflx.com](http://www.bgflx.com). The prospectus should be read carefully before investing.

## Portfolio Highlights

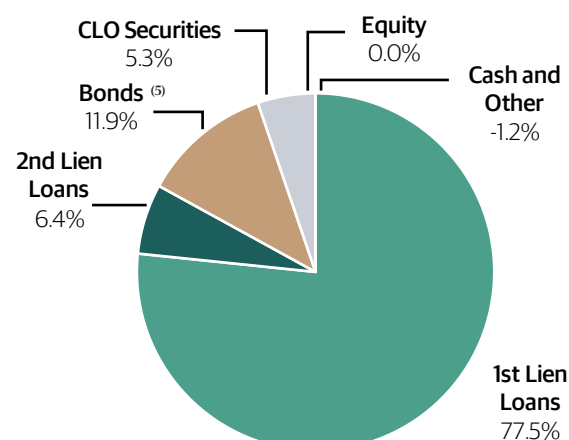
**5.71%** annualized distribution rate (I Share)<sup>(1)</sup>  
**\$442M** managed assets  
**0.54 yr** average duration<sup>(2)(3)</sup>

## Portfolio Snapshot

Net Asset Value	\$304M
Managed Assets	\$442M
Leverage*	31.23%
Average Asset Price <sup>(3)</sup>	\$98.12
Average Duration <sup>(2)(3)</sup>	0.54 yr
Average Maturity <sup>(3)</sup>	5.4 yr
Average All-In Rate <sup>(3)</sup>	4.87%
Average Position Size*	0.34%
Inception Date*	1/18/2018

## Asset Allocation<sup>\*(4)</sup>

88% of investments are floating rate debt



## Performance

	1-Month Return	3-Month Return	YTD Return	1-Year Return	ITD Return <sup>+</sup>	NAV / Share	Distribution Rate <sup>(1)</sup>
I Share (BGFLX) - Net	3.34%	4.26%	1.32%	3.78%	3.94%	\$23.39	5.71%
D Share (BGFDX) - Net	3.31%	4.19%	1.26%	3.69%	3.33%	\$23.42	5.46%
T Share (BGFTX) - Net	3.26%	4.09%	0.85%	3.25%	3.34%	\$23.34	5.21%
w/ 2.5% Sales Load <sup>(6)</sup>	0.68%	1.50%	-1.69%	0.69%	2.33%		
T-I Share (BGFPX) - Net	3.27%	4.47%	1.14%	3.56%	3.18%	\$23.92	5.21%
w/ 3.5% Sales Load <sup>(6)</sup>	-0.33%	0.82%	-2.38%	-0.08%	0.93%		
U Share (BGFVX) - Net	3.31%	4.14%	0.84%	3.27%	3.24%	\$24.38	5.21%
S&P / LSTA Lev. Loan Index - Gross <sup>^</sup>	2.23%	3.08%	1.76%	3.38%	3.53%		

Data as of 11/30/20 unless otherwise indicated. Financial data is estimated and unaudited. Returns for periods greater than one year are annualized. Past performance is historical and not a guarantee of future results.

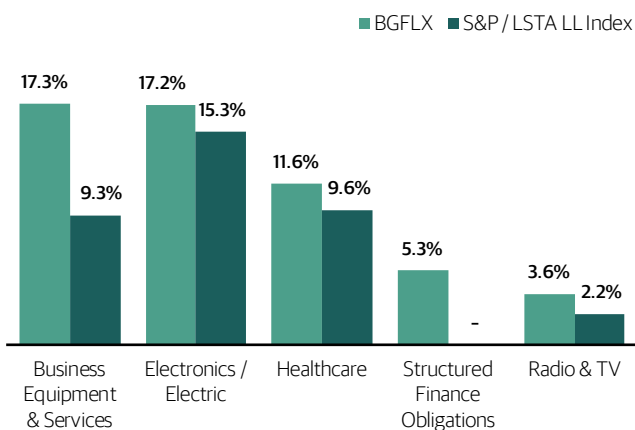
\*As a percentage of Managed Assets. "Managed Assets" means net assets plus the amount of any Borrowings and the liquidation preference of any Preferred Shares that may be outstanding.

<sup>(1)</sup> Inception date for I Share is 1/18/2018, D Share is 9/28/2018, T Share is 5/7/2018, T-I Share is 4/18/2019, U Share is 11/27/2019.

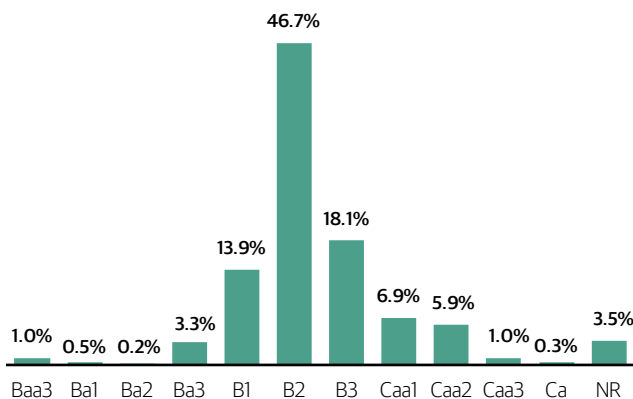
<sup>(+)</sup> ITD return for the S&P/LSTA Leveraged Loan Index is based on the I Share inception date of 1/18/18.

**Note:** Distribution rates are not performance; details regarding distribution rate calculations can be found in the Endnotes section of this document. Performance shown reflects total return based on changes in net asset value (NAV) per Common Share and assumes reinvested distributions. The NAV of the Fund per Common Share is determined by dividing the total assets of the Fund (the value of the Fund's portfolio investments and other assets, less any liabilities), by the total number of Common Shares of each share class outstanding, rounded to two decimal places. The Fund's distribution rate may be affected by numerous factors, including, but not limited to, changes in realized and projected market returns, Fund performance, and other factors. There can be no assurance that a change in market conditions or other factors will not result in a change in the Fund distribution rate at a future time. Distribution rates may be composed of ordinary income, net capital gains, and/or a return of capital (ROC) of your investment in the fund. Because the distribution rate may include a ROC, it should not be confused with yield or income. In accordance with generally accepted accounting principles ("GAAP"), the Fund estimates that 100% of the distribution referenced herein is attributable to current fiscal year net investment income and the remaining portion (0%) is paid from return of paid-in capital surplus. Final determination of a distribution rate's tax character will be made on Form 1099-DIV sent to shareholders each January.

## Top 5 Industry Allocations\*



## Moody's Rating Distribution<sup>(7)</sup>



## Top 10 Issuers\*

Issuer	Sector	Weight
Parallel 2018-2	Structured Finance Obligations	1.1%
MH Sub I	Electronics / Electric	1.1%
Project Alpha Intermediate Holding	Electronics / Electric	0.9%
Veritas US	Electronics / Electric	0.9%
Epicor Software	Business Equipment & Services	0.9%
STG-Fairway Holdings	Business Equipment & Services	0.9%
American Renal	Healthcare	0.9%
Rocket Software	Electronics / Electric	0.8%
ION Trading Technologies SARL	Financial Intermediaries	0.8%
Weld North Education	Business Equipment & Services	0.8%
<b>Top 10 Total</b>		<b>9.0%</b>

## Portfolio Management

- Management of the Fund's portfolio reflects consensus views derived from a team of 83 professionals dedicated to liquid credit strategies
- The team has four seasoned U.S. loan portfolio managers with registered investment company experience



**Robert Zable**  
Sr. Managing Director  
23 Years Experience



**Daniel McMullen**  
Sr. Managing Director  
27 Years Experience



**Gordon McKemie**  
Principal  
14 Years Experience



**Robert Post**  
Principal  
9 Years Experience

## Fund Objectives

- The Fund's investment objective is to provide attractive current income with low sensitivity to interest rates.
- Under normal market conditions, the Fund will invest at least 80% of Managed Assets in floating rate loans, notes, or bonds.

## Blackstone Credit: A Leading Corporate Credit Investment Platform<sup>(1)</sup>

Focus on non-investment grade corporate credit

**\$135B**  
in AUM

**363**  
employees globally

Data is as of 11/30/20 unless otherwise indicated. AUM and employee count as of 9/30/20.

\*As a percentage of Managed Assets. "Managed Assets" means net assets plus the amount of any Borrowings and the liquidation preference of any Preferred Shares that may be outstanding.

(1) In November 2020, GSO Capital Partners changed its name to Blackstone Credit to reflect the business's longstanding integration with Blackstone.

# Key Terms

<b>Minimum Initial Investment<sup>(8)</sup></b>	D/T/T-I/U Shares: \$10,000; I Share: \$1,000,000
<b>Pricing</b>	Daily NAV
<b>Subscriptions</b>	Daily at NAV
<b>Liquidity<sup>(9)</sup></b>	5% of shares outstanding monthly; 2% repurchase fee on shares repurchased within 12 months
<b>Distributions</b>	Monthly distributions of net investment income; automatic enrollment into DRIP
<b>Management Fee<sup>(10)</sup></b>	1.0% on NAV
<b>Leverage<sup>(11)</sup></b>	The Fund anticipates using borrowings in an amount not to exceed 33 1/3% of total assets
<b>Tax Reporting</b>	1099-DIV

## Share Class-Specific Fees

	Class I	Class D	Class T	Class T-I	Class U
<b>Sales Load<sup>(12)</sup></b>	None	None	Up to 2.5%	Up to 3.5%	None
<b>Expense Ratio (gross / net)<sup>(10)</sup></b>	3.3% / 2.9%	3.7% / 3.2%	3.9% / 3.4%	3.9% / 3.4%	3.9% / 3.4%
<b>Service Fees</b>	None	0.25%	0.25%	0.25%	0.25%
<b>Distribution Fees</b>	None	None	0.25%	0.25%	0.25%

## Upcoming Share Repurchase Dates

	Repurchase Period Opens	Repurchase Request Deadline	Payment By <sup>(13)</sup>
<b>January 2021</b>	1/4/2021	1/13/2021	1/20/2021
<b>February 2021</b>	2/1/2021	2/10/2021	2/17/2021

For more information please visit: [www.bgflx.com](http://www.bgflx.com)

## Endnotes

- (1) Reflects the current month's cumulative distribution rate annualized. The cumulative distribution rate for the month presented represents the sum of the daily dividend distribution rate as calculated by dividing the daily dividend per share by the daily NAV per share, for each respective class, for each day in the month for which a daily dividend is declared. The amount of the distributions that the Fund may pay, if any, is uncertain. The distribution rate shown may vary from the actual amount paid, due to whether month ends fall on business days. The Fund may pay distributions in significant part from sources that may not be available in the future and that are unrelated to the Fund's performance, such as return of capital.
- (2) Loan durations are based on the actual remaining time until LIBOR is reset for each individual loan.
- (3) Figures exclude any equity and ETF investments in the Fund.
- (4) As a percentage of Managed Assets, the Fund's Floating Rate Debt is 89%. The Fund's Cash & Other represents net cash and other assets and liabilities, which includes amounts payable for investments purchased but not yet settled and amounts receivable for investments sold but not yet settled. At period end, the amounts payable for investments purchased but not yet settled exceeded the amount of cash on hand. The Fund uses sales proceeds or its leverage program to settle amounts payable for investments purchased, but such amounts are not reflected in the Fund's net cash.
- (5) "Bonds" may include exposure to floating rate notes but do not as of 11/30/20.
- (6) Assumes payment of the full front-end sales load of 2.5% for the T Share or 3.5% for the T-I Share at initial subscription.
- (7) Source: Moody's Rating System: <https://www.moody.com/sites/products/ProductAttachments/Moodys%20Rating%20System.pdf>. Rating distributions are subject to change and are not recommendations to buy or sell any security.
- (8) Select broker-dealers may have different appropriateness standards, may not offer all share classes, and/or may offer the Fund at a higher or lower minimum initial investment.
- (9) Since there is no public trading market for our Common Shares, repurchase of shares by the Fund will likely be the only way to dispose of your shares. The Fund is an "interval fund", a type of fund which, in order to provide liquidity to shareholders conducts periodic repurchase offers. The Fund has been granted exemptive relief from the SEC that permits the Fund to make monthly repurchase offers of 5% of the Fund's outstanding Common Shares at net asset value. The Fund has adopted a fundamental investment policy to make monthly offers to repurchase no less than 5% of its outstanding Common Shares at net asset value, reduced by any applicable repurchase fee. If a repurchase offer is oversubscribed, the Fund may determine to increase the amount repurchased by up to 2% of the Fund's outstanding Common Shares as of the date of the Repurchase Request Deadline (provided that the Fund may not repurchase more than 2% per three month period). In the event that the Fund determines not to repurchase more than the repurchase offer amount, or if shareholders tender more than the repurchase offer amount plus 2% of the Fund's outstanding Common Shares (less any other excess amounts repurchased during such three month period) as of the date of the Repurchase Request Deadline, the Fund will repurchase the Common Shares tendered on a pro rata basis, and shareholders will have to wait until the next repurchase offer to make another repurchase request. As a result, shareholders may be unable to liquidate all or a given percentage of their investment in the Fund during a particular repurchase offer. Some shareholders, in anticipation of proration, may tender more Common Shares than they wish to have repurchased in a particular month, thereby increasing the likelihood that proration will occur. A shareholder may be subject to market and other risks, and the NAV of Common Shares tendered in a repurchase offer may decline between the Repurchase Request Deadline and the date on which the NAV for tendered Common Shares is determined. In addition, the repurchase of Common Shares by the Fund will generally be a taxable event to Common Shareholders.
- (10) The Fund has agreed to pay the Adviser a management fee at an annual rate equal to 1.00% of the average daily value of the Fund's net assets. The Adviser voluntarily waived its Management Fee until June 30, 2018. Between July 1, 2018 and March 31, 2019, the Adviser voluntarily waived a portion of its Management Fee and incrementally stepped up the Management Fee towards the full annual rate. Starting April 1, 2019, the Adviser has received a Management Fee at an annual rate of 1.00% of the average daily value of the Fund's net assets. The net expense ratio represents the expense ratio applicable to investors. The gross expense ratio is the total annual fund or class operating expenses directly paid by the fund from the fund's most recent prospectus (before waivers or reimbursements). The net expense ratio is the total annual fund or class operating expenses directly paid by the fund from the fund's most recent prospectus, after any fee waiver and/or expense reimbursements that will reduce any fund operating expenses. Through January 31, 2022, GSO / Blackstone Debt Funds Management LLC has agreed to waive its fees and/or reimburse certain expenses of the Fund to the extent that certain of the Fund's specified expenses would exceed the total expense cap of 0.35% of the Fund's net assets (annualized). See the prospectus for estimated interest expenses and additional information regarding fees and estimated operating expenses.
- (11) In the future, the Fund may elect to utilize leverage in an amount up to 50% of the Fund's total assets through the issuance of Preferred Shares. Currently, the Fund has no intention to issue Preferred Shares.
- (12) While neither the Fund nor the Distributor impose an initial sales charge on Class I Shares, Class D Shares, or Class U Shares, if you buy Class I Shares, Class D Shares, or Class U Shares through certain Selling Agents, they may directly charge you transaction or other fees in such amount as they may determine. Please consult your Selling Agent for additional information.
- (13) Payment will be made no later than the seventh calendar day following the Repurchase Request Deadline.

---

## Important Disclosure Information and Risk Factors

Certain countries have been susceptible to epidemics, most recently COVID-19, which may be designated as pandemics by world health authorities. The outbreak of such epidemics, together with any resulting restrictions on travel or quarantines imposed, has had and will continue to have a negative impact on the economy and business activity globally (including in the countries in which the Funds invest), and thereby is expected to adversely affect the performance of the Funds' Investments. Furthermore, the rapid development of epidemics could preclude prediction as to their ultimate adverse impact on economic and market conditions, and, as a result, presents material uncertainty and risk with respect to the Funds and the performance of their Investments.

Blackstone Securities Partners L.P. ("BSP") is a broker-dealer whose purpose is to distribute Blackstone managed or affiliated products. BSP provides services to its Blackstone affiliates, not to investors in its funds, strategies or other products. BSP does not make any recommendation regarding, and will not monitor, any investment. As such, when BSP presents an investment strategy or product to an investor, BSP does not collect the information necessary to determine—and BSP does not engage in a determination regarding—whether an investment in the strategy or product is in the best interests of, or is suitable for, the investor. You should exercise your own judgment and/or consult with a professional advisor to determine whether it is advisable for you to invest in any Blackstone strategy or product. Please note that BSP may not provide the kinds of financial services that you might expect from another financial intermediary, such as overseeing any brokerage or similar account. For financial advice relating to an investment in any Blackstone strategy or product, contact your own professional advisor.

**Investment Objective.** The Fund's investment objective is to provide attractive current income with low sensitivity to rising interest rates. There can be no assurance that the Fund will achieve its investment objective.

**S&P/LSTA Leveraged Loan Index** is an unmanaged index of the institutional leveraged loan market.

**Sharpe Ratio.** Measures risk-adjusted return as a ratio of returns to risk. The Sharpe Ratio (i) is used to express how much return is achieved for the amount of risk taken in an investment and (ii) may be used to compare funds with similar return characteristics. The higher a Sharpe ratio, the less risk is taken per unit return. The Sharpe Ratio formula is the investment return less the risk free return divided by the standard deviation of the investment. The Sharpe Ratio uses the 3-Month Yield US T-Bill as a reference for the risk free rate.

**Volatility.** Volatility is measured by standard deviation, or how far returns stray from the mean. It is a historical measure of the variability of return earned by an investment. The higher the standard deviation, the larger the variance of returns and the greater the financial risk. Low volatility means the returns are tightly clustered around the mean return and higher volatility means the returns are dispersed at greater distances from the mean.

**Investment Strategies.** Under normal market conditions, the Fund will invest at least 80% of its Managed Assets in floating rate loans, notes, or bonds. In addition, the Fund may invest up to 20% of its Managed Assets in each of (i) structured products (including, without limitation, the rated debt tranches of collateralized loan obligations ("CLOs"), floating rate mortgage-backed securities and credit linked notes), (ii) derivatives, including credit derivatives, (iii) warrants and equity securities that are incidental to the Fund's purchase of floating rate instruments or acquired in connection with a reorganization of a Borrower or issuer and (iv) fixed rate instruments (including, without limitation, high-yield corporate debt securities, or bonds, or U.S. government debt securities). To the extent that a structured product or a security underlying a derivative is, or is composed of, a floating rate instrument, the Fund will not include it for purposes of the Fund's 80% policy.

The Fund may invest in securities of any credit quality, maturity and duration. The Fund may invest in U.S. dollar and non-U.S. dollar denominated securities of issuers located anywhere in the world, and of issuers that operate in any industry. In pursuing the Fund's investment objective, the GSO / Blackstone Debt Funds Management LLC (the "Adviser") will seek to enhance the Fund's return by the use of leverage.

**Investment and Market Risk.** An investment in the Fund's Common Shares is subject to investment risk, including the possible loss of the entire principal amount invested. An investment in the Fund's Common Shares represents an indirect investment in the portfolio of floating rate instruments, other securities and derivative investments owned by the Fund, and the value of these investments may fluctuate, sometimes rapidly and unpredictably. At any point in time an investment in the Fund's Common Shares may be worth less than the original amount invested, even after taking into account distributions paid by the Fund and the ability of shareholders to reinvest dividends. The Fund may also use leverage, which would magnify the Fund's investment, market and certain other risks.

**Limited Operating History.** The Fund is a non-diversified, closed-end management investment company with limited operating history. As a result, prospective investors have limited track record or history on which to base their investment decision. The Adviser acts as an investment adviser for collateralized loan obligation vehicles, separately managed accounts, listed investment companies (including closed-end funds and an exchange traded fund) and other investment vehicles.

**Repurchase Offers Risk.** An investment in the Fund is suitable only for long-term investors who can bear the risks associated with the limited liquidity of the Common Shares. The Fund is an interval fund, which conducts periodic repurchase offers to provide liquidity to shareholders. The Fund will offer to repurchase 5% of outstanding Common Shares at net asset value monthly. The Fund will provide notification of each repurchase offer at least 7 calendar days before the repurchase request deadline. The Fund may impose a repurchase fee of up to 2% on Common Shares that are accepted for repurchase by the Fund and have been held by an investor for less than one year. The Fund believes that these repurchase offers are generally beneficial to the Fund's shareholders, and repurchases generally will be funded from available cash, cash from the sale of Common Shares or sales of portfolio securities. However, repurchase offers and the need to fund repurchase obligations may affect the ability of the Fund to be fully invested or force the Fund to maintain a higher percentage of its assets in liquid investments, which may harm the Fund's investment performance. Moreover, diminution in the size of the Fund through repurchases may result in untimely sales of portfolio securities (with associated imputed transaction costs, which may be significant), and may limit the ability of the Fund to participate in new investment opportunities or to achieve its investment objective. The Fund may accumulate cash by holding back (i.e., not reinvesting) payments received in connection with the Fund's investments and cash from the sale of Common Shares. The Fund believes that it can meet the maximum potential amount of the Fund's repurchase obligations. If at any time cash and other liquid assets held by the Fund are not sufficient to meet the Fund's repurchase obligations, the Fund intends, if necessary, to sell investments. In addition, if the Fund borrows to finance repurchases, interest on that borrowing will negatively affect Common Shareholders who do not tender their Common Shares by increasing the Fund's expenses and reducing any net investment income.

---

## Important Disclosure Information and Risk Factors (Cont'd)

If a repurchase offer is oversubscribed, the Fund may determine to increase the amount repurchased by up to 2% of the Fund's outstanding Common Shares as of the date of the Repurchase Request Deadline (provided that the Fund may not repurchase more than 2% per three month period). In the event that the Fund determines not to repurchase more than the repurchase offer amount, or if shareholders tender more than the repurchase offer amount plus 2% of the Fund's outstanding Common Shares (less any other excess amounts repurchased during such three month period) as of the date of the Repurchase Request Deadline, the Fund will repurchase the Common Shares tendered on a pro rata basis, and shareholders will have to wait until the next repurchase offer to make another repurchase request. As a result, shareholders may be unable to liquidate all or a given percentage of their investment in the Fund during a particular repurchase offer. Some shareholders, in anticipation of proration, may tender more Common Shares than they wish to have repurchased in a particular month, thereby increasing the likelihood that proration will occur. A shareholder may be subject to market and other risks, and the NAV of Common Shares tendered in a repurchase offer may decline between the Repurchase Request Deadline and the date on which the NAV for tendered Common Shares is determined. In addition, the repurchase of Common Shares by the Fund will generally be a taxable event to Common Shareholders.

**Loans Risk.** Under normal market conditions, the Fund will invest primarily in Loans. The Loans that the Fund may invest primarily in Loans. The Loans that the Fund may invest in include Loans that are first lien, second lien, third lien or that are unsecured. In addition, the Loans the Fund will invest in will usually be rated below investment grade or may also be unrated. Loans are subject to a number of risks, including credit risk, liquidity risk, below investment grade instruments risk and management risk. Although certain Loans in which the Fund may invest will be secured by collateral, there can be no assurance that such collateral could be readily liquidated or that the liquidation of such collateral would satisfy the Borrower's obligation in the event of non-payment of scheduled interest or principal. In the event of the bankruptcy or insolvency of a Borrower, the Fund could experience delays or limitations with respect to its ability to realize the benefits of the collateral securing a Loan. In the event of a decline in the value of the already pledged collateral, if the terms of a Loan do not require the Borrower to pledge additional collateral, the Fund will be exposed to the risk that the value of the collateral will not at all times equal or exceed the amount of the Borrower's obligations under the Loans. To the extent that a Loan is collateralized by stock in the Borrower or its subsidiaries, such stock may lose some or all of its value in the event of the bankruptcy or insolvency of the Borrower. Those Loans that are under-collateralized involve a greater risk of loss. In general, the secondary trading market for Loans is not fully-developed. No active trading market may exist for certain Loans, which may make it difficult to value them. Illiquidity and adverse market conditions may mean that the Fund may not be able to sell certain Loans quickly or at a fair price. To the extent that a secondary market does exist for certain Loans, the market for them may be subject to irregular trading activity, wide bid/ask spreads and extended trade settlement periods.

**Below Investment Grade, or High Yield, Instruments Risk.** The Fund anticipates that it may invest substantially all of its assets in instruments that are rated below investment grade. Below investment grade instruments are commonly referred to as "junk" or high yield instruments and are regarded as predominantly speculative with respect to the issuer's capacity to pay interest and repay principal. Lower grade instruments may be particularly susceptible to economic downturns, which could adversely affect the ability of the issuers of such instruments to repay principal and pay interest thereon, increase the incidence of default for such instruments and severely disrupt the market value of such instruments.

**Leverage Risk.** Under current market conditions, the Fund generally intends to utilize leverage in an amount up to 33 1/3% of the Fund's total assets principally through Borrowings. In the future, the Fund may elect to utilize leverage in an amount up to 50% of the Fund's total assets through the issuance of Preferred Shares. Leverage may result in greater volatility of the net asset value and distributions on the Common Shares because changes in the value of the Fund's portfolio investments, including investments purchased with the proceeds from Borrowings or the issuance of Preferred Shares, if any, are borne entirely by Common Shareholders. Common Share income may fall if the interest rate on Borrowings or the dividend rate on Preferred Shares rises, and may fluctuate as the interest rate on Borrowings or the dividend rate on Preferred Shares varies. In addition, the Fund's use of leverage will result in increased operating costs. Thus, to the extent that the then-current cost of any leverage, together with other related expenses, approaches the net return on the Fund's investment portfolio, the benefit of leverage to Common Shareholders will be reduced, and if the then-current cost of any leverage together with related expenses were to exceed the net return on the Fund's portfolio, the Fund's leveraged capital structure would result in a lower rate of return to Common Shareholders than if the Fund were not so leveraged. In addition, the costs associated with the Fund's incursion and maintenance of leverage could increase over time. There can be no assurance that the Fund's leveraging strategy will be successful.

Any decline in the net asset value of the Fund will be borne entirely by Common Shareholders. Therefore, if the market value of the Fund's portfolio declines, the Fund's use of leverage will result in a greater decrease in net asset value to Common Shareholders than if the Fund were not leveraged.

The Fund may also be subject to the following categories of risk: Derivatives Risk, Segregation and Coverage Risk, Counterparty Risk, Derivatives Legislation and Regulatory Risk, Commodities Regulation, Potential Conflicts of Interest Risk, Limitations on Transactions with Affiliates Risk, Dependence on Key Personnel Risk, Prepayment Risk, Inflation / Deflation Risk, Non-US Instruments Risk, Foreign Currency Risk, UK Exit from the European Union, Repurchase Agreements Risk, Reverse Repurchase Agreements Risk, Investments in Equity Securities or Warrants Incidental to Investments in Floating Rate Instrument, Possible US Federal Income Tax Reform, Cyber-Security Risk and Identity Theft Risks, Portfolio Turnover Risk, Non-Diversification Risk, Large Shareholder Risk, Force Majeure Risk, Epidemic and Pandemic Risk, COVID-19 Risk, Market Disruption and Geopolitical Risk, and Anti-Takeover Provisions.

There can be no assurance that the Fund will achieve its investment objectives. Please see the Prospectus of the Fund for a full description of the risk factors listed above. Capitalized terms used, but not defined herein shall have the meanings assigned to them in the Prospectus.